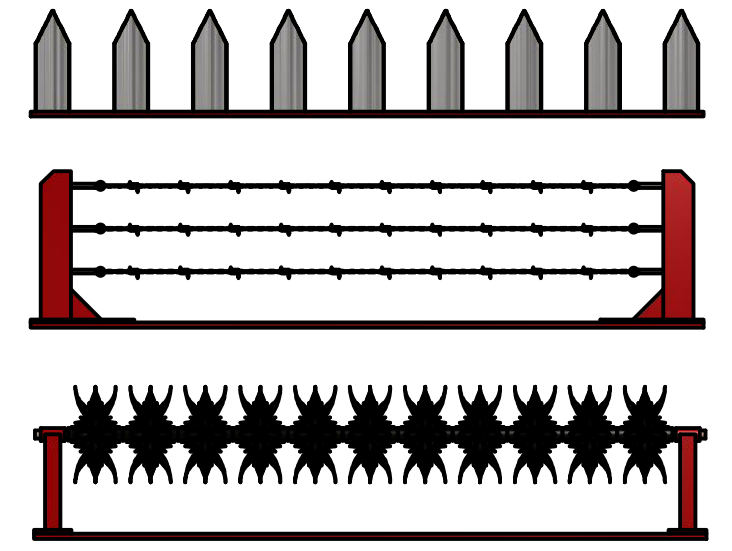
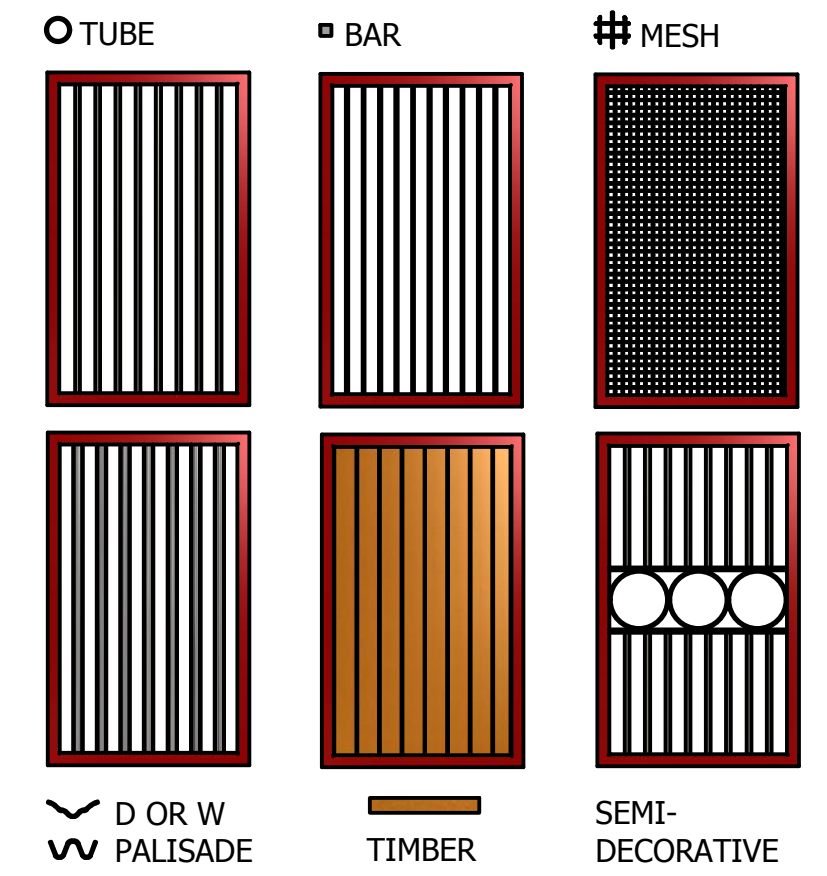


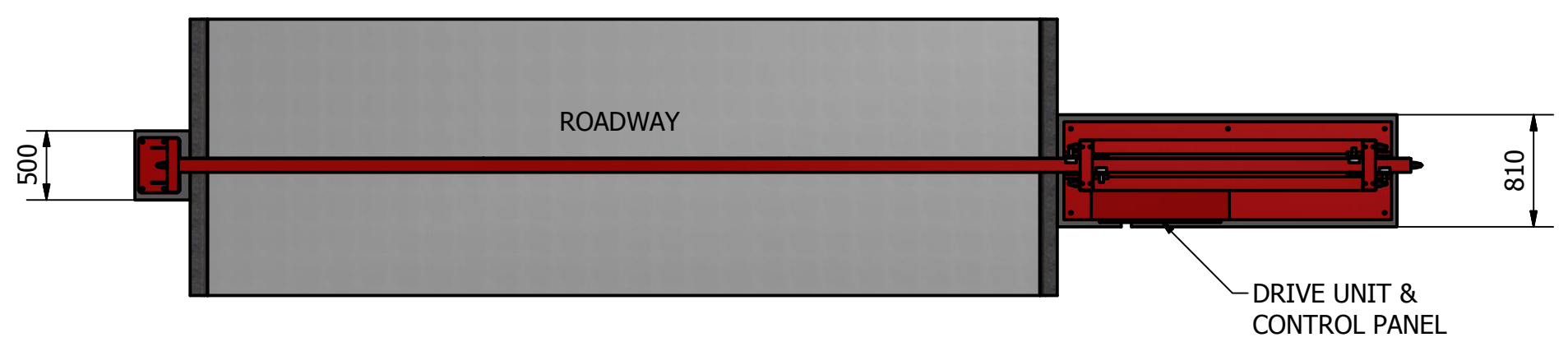
CAPPING OPTIONS:
PALISADE, ROTA SPIKES, BARBED WIRE



INFILL OPTIONS:



FOUNDATIONS:
CONCRETE TO BE CAST A MINIMUM OF 7 DAYS BEFORE INSTALLATION OF EQUIPMENT. (GRADE C32/40 20mm AGGREGATE)
BOTH FOUNDATIONS SHOULD BE SMOOTH, FLAT AND LEVEL WITH EACH OTHER.



DRIVE UNIT	Motor Gearbox
OPERATING SUPPLY	230V 1Ph + Neutral + Earth 50Hz - 6Amps
DUTY RATING	100%
CONTROLS	Card/ Radio/ Token/ Keypad/ Intercom/ Push-Button/ Induction Loop/ Photocells
SAFETY FEATURES	Safety Edges, Photocells, HSE Signage, manual override control
OPTIONAL ACCESSORIES	Lights, Sounders, Manual Handwind etc
OPERATING SPEED	200 mm/sec

±1.0mm UOS		Finish AS PER CONTRACT	
DESIGNED BY josephs	MATERIAL AS PER CONTRACT	DATE 15/02/13	
NEWGATE (NEWARK) LTD BRUNEL DRIVE, NEWARK, NOTTS. NG24 2DE TELEPHONE 01636 700172 EMAIL SALES@NEWGATE.UK.COM		TITLE LAYOUT - ELECTRIC CANTILEVER SLIDING GATE (UP TO 9.5m SPAN)	
PART No 103-3-37457		ISSUE	SHEET 1 / 1